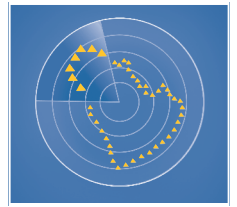


# AL AHLI GULF FUND

## FACT SHEET - AUGUST 2021



الصندوق  
الأهلي الخليجي  
Al Ahli Gulf Fund

### Fund Objective

To achieve long-term capital appreciation through investing in the shares of companies listed across all GCC exchanges by realizing outstanding investment returns with an acceptable level of investment risk.

### Executive Summary

Fund type:	Open-ended
Subscription /Redemption:	Monthly
Launch date:	August 2003
Management fees:	1.25%
Incentive fees:	10% over 10% Hurdle
Manager:	Ahli Capital Investment Co.
Custodian:	Kuwait Clearing Co.
Minimum Subscription:	1,000 Units
Next dealing date:	29 <sup>th</sup> SEPTEMBER 2021
Last dealing price:	KD 1.1567797 / Unit

### Current Performance Summary

NAV	AUG'21	YTD'21
KD 1.16	+3.18%	+23.75%

### Monthly Performance

Jan'21	Feb'21	Mar'21	Apr'21	May'21	Jun'21
+0.74%	+2.17%	+6.50%	+3.80%	+1.56%	+3.09%

Jul'21	Aug'21	Sep'21	Oct'21	Nov'21	Dec'21
+0.68%	3.18%				

### Historical Performance

2004	2005	2006	2007	2008	2009	2010
+31.60%	+53.10%	-21.00%	+28.80%	-28.80%	+10.80%	+11.51%
2011	2012	2013	2014	2015	2016	2017
-10.44%	+4.19%	+23.89%	+7.32%	-6.00%	-0.33%	-1.10%
2018	2019	2020	Since Inception			
+13.62%	+14.38%	-4.41%	<b>167.45%</b>			

Returns inclusive of dividends / Bonus distributed

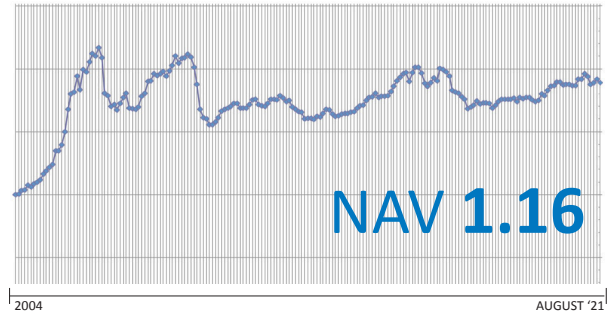
### Profits Distributed

2004	2005		2006	2007	2009	2010
Cash	Cash	Bonus	Cash	Cash	Cash	Cash
KD 0.180	KD 0.222	22.30%	KD 0.050	KD 0.130	KD 0.060	KD 0.070

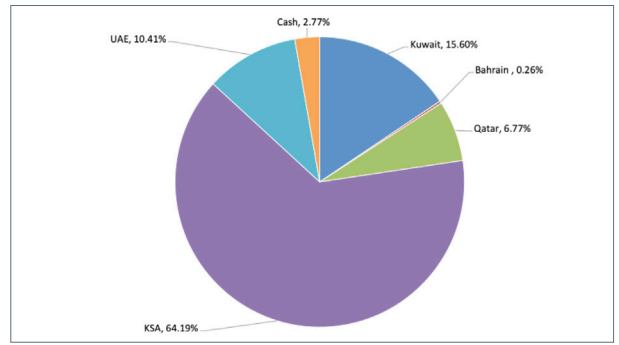
2012	2013	2014	2018	2019	Since Inception	
Cash	Cash	Cash	Cash	Bonus	Cash	Bonus
KD 0.030	KD 0.030	KD 0.040	KD 0.090	8%	KD 0.902	30.3%

AHLI CAPITAL INVESTMENT CO. K.S.C.C.  
PO Box 1387, Safat 13014, Kuwait  
E: acic\_info@abkuwait.com  
F: +965 2246 6187

### Performance Chart



### GCC Market Allocation



### Country

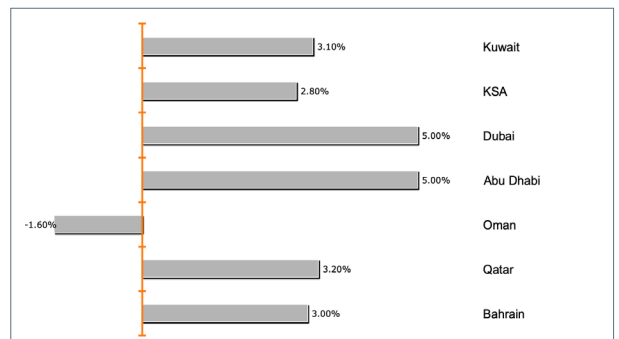
Kuwait	Ahli Capital Investment Co.
KSA	Sico
UAE	Sico
Oman	Sico
Qatar	Sico
Bahrain	Sico

### Manager

### Top 3 Positions / Market

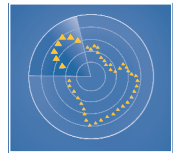
Kuwait	KSA	UAE
KFH	Al Rajhi Bank	Emirates Telecom
NBK	Saudi National Bank	Aramex
AlAhli United Bank BSC	Saudi Telecom	First Abu Dhabi Bank
Oman	Qatar	Bahrain
-	QNB	AlAhli United Bank BSC
-	QLM life and medical Industries of Qatar	-
-	-	-

### GCC Market Performance - AUGUST 21



# AL AHLI GULF FUND

## FACT SHEET



الصندوق  
الأهلي الخليجي  
Al Ahli Gulf Fund

AUGUST 2021

### Fund Review:

The GCC indices ended August 2021 with a mixture performance. Abu Dhabi and Dubai recorded the best with a gain of (+5.00%) each. Oman's market was the weakest with a loss of (-1.60%).

Al Ahli Gulf Fund recorded a gain of +3.18% MTD. The S&P GCC Composite Price Index as of the NAV date was +3.56% MTD and 28.19% YTD. Al Ahli Gulf Fund gain since inception stood at 167.45%. The NAV of the fund was KD 1.1567797 on 31<sup>st</sup> August 2021.

### Market Review:

According to the General Authority for Statistics (GASTAT), Saudi Arabia's GDP growth increased by 1.5% YoY in Q2 2021. Annual consumer price inflation rose by 0.4% YoY in July 2021, mainly due to a 7.8% jump in prices of transportation, and a 1.2% increase in prices of food and beverages. Moreover, Saudi Arabia's non-oil exports rose by 52% in Q2 2021 amid signs of a rebound in international trade as the kingdom's economy continued to recover from the impact of the pandemic. The UAE's economy is expected to witness a strong recovery in 2021 and grow by 4.1%, revised from 3.9%, in 2022, following a 6.1% contraction in 2020, according to Fitch Solutions. According to the Federal Competitiveness and Statistics Centre (FCSC), the transformative industry in the UAE contributes about 12% to the non-oil GDP, stated the Emirates News Agency (WAM). The UAE' seasonally adjusted IHS Markit PMI rose from 52.2 in June to 54.0 in July 2021, reflecting the strongest growth in the UAE non-oil economy in two years. Qatar's annual inflation increased by 3.13% YoY in July 2021, primarily due to the price rise in the recreation and culture (highest at 19.69% YoY) and transport (up 10.11% YoY) sectors. Qatar's foreign merchandise trade balance was

in surplus by QAR19.6bn in July 2021, as exports totaled QAR27.5bn (up 101.9% YoY) and imports stood at QAR7.9bn (up 7.1% YoY). According to the Information & e-Government Authority, Bahrain's inflation rose by 0.3% YoY in July 2021 compared with a 0.6% YoY increase in June 2021. Prices in the recreation and culture sector rose the most at 0.4% YoY. As per the National Centre for Statistics and Information (NCSI), Oman's inflation increased by 2.19% in July 2021 compared with the same month in 2020.

### Disclaimer:

This document is prepared for general circulation and is circulated for general information only. This document is not an invitation to subscribe to units of any investment fund or program therein. Past performance is not a guide to future returns. All the information contained in this document is believed to be reliable but may be inaccurate or incomplete. A full explanation of the characteristics of the investment is given in the prospectus. Any opinions stated are honestly held but are not guaranteed. The forecasts and material contained herein are for illustrative purposes only and are not to be relied upon as advice or interpreted as a recommendation. This document is meant for financial promotion and does not provide you with all the facts you need to make an informed decision about investing and hence is not intended to constitute investment advice. The information provided should not be considered as a recommendation or solicitation to purchase, sell or hold these securities. It should also not be assumed that any investment in these securities was or will be, profitable. The use of any information set out in this document is entirely at the recipient's own risk. Prospective investors are advised to seek independent professional advice to understand all attendant risks attached to investments in the Fund.

AHLI CAPITAL INVESTMENT CO. K.S.C.C.  
PO Box 1387, Safat 13014, Kuwait  
E: acic\_info@abkuwait.com  
F: +965 2246 6187

ahli-capital.com

1 832 832

  
أهلي كابيتال  
AHLI CAPITAL