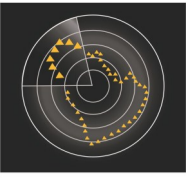


AL AHLI GULF FUND

Fact Sheet - February 2023



الصندوق
الأهلي الخليجي
Al Ahli Gulf Fund

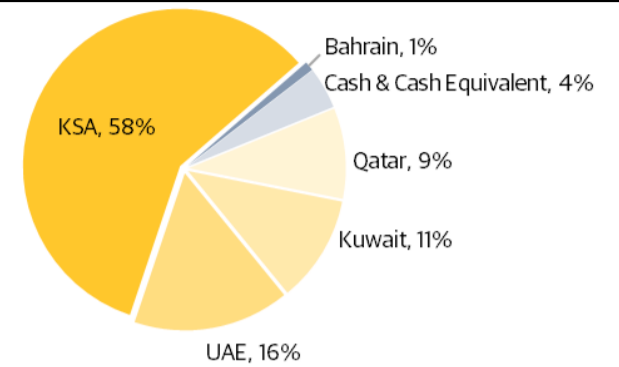
NAV
KWD 1.069782

Fund Objective

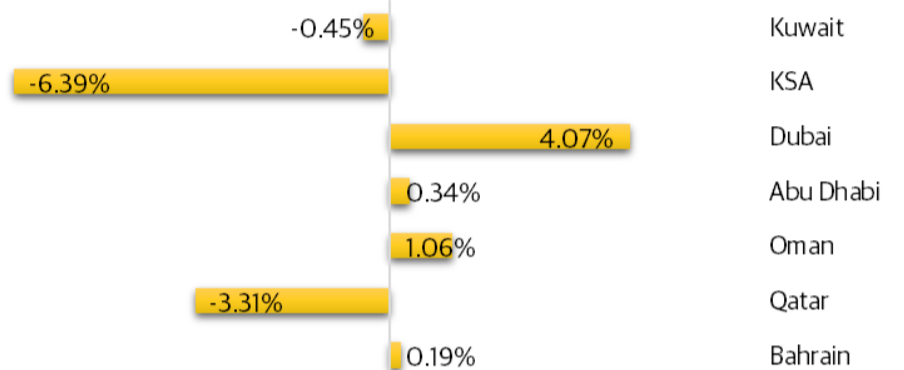
Achieve capital growth through investing in companies listed across all the GCC exchanges, and investing in funds in the GCC capital markets by realizing investment returns with an acceptable level of investment risk.

Fund type	Open-ended
Asset Class	Equity
Investment Universe	GCC Countries
Launch Date	August 2003
Risk Categorization	High
Currency	KWD
Minimum Subscription	KWD 1,000
Subscription/Redemption	Monthly
Subscription Fee	2.00%
Management Fee	1.25%
Incentive Fee	10% over 10% Hurdle
Fund Manager	ABK Capital
Asset Manager (GCC ex. Kuwait)	SICO
Custodian/Investment Controller	Kuwait Clearing Co.
Auditor	Deloitte & Touché (Talal Al Muzaini)
Executive Committee	Rajesh George Wajih Al-Boustany Khaled Al-Duajj

GCC Market Allocation



GCC Market Performance



Source: Thomson Reuters Eikon

FEB '23	YTD '23	Since Inception	3 Year Return*	4 Year Return*
-2.69%	-3.23%	172.07%	7.41%	6.91%

*Annualized

Monthly Performance

SEP '22	OCT '22	NOV '22	DEC '22	JAN '23	FEB '23
-6.25%	1.65%	-4.09%	-3.27%	-0.55%	-2.69%
MAR '22	APR '22	MAY '22	JUN '22	JUL '22	AUG '22
6.77%	5.27%	-6.38%	-6.06%	4.69%	0.57%

Historical Performance (Last 5 Years)

2018	2019	2020	2021	2022
+13.62%	+14.38%	-4.41%	+28.61%	+1.15%

Historical performance returns are inclusive of dividends/bonus distributed

Profits Distributed

2004	2005	2005	2006	2007	2009	2010	2012
Cash	Cash	Units	Cash	Cash	Cash	Cash	Cash
KD 0.180	KD 0.222	22.30%	KD 0.050	KD 0.130	KD 0.060	KD 0.070	KD 0.030
2013	2014	2018	2019	2021	Since Inception		
Cash	Cash	Cash	Units	Units	Cash	Units	
KD 0.030	KD 0.040	KD 0.090	8%	10%	KD 0.902	40.30%	

Top 3 Positions per Market

Country	1 st	2 nd	3 rd
Kuwait	NBK	KFH	ZAIN
KSA	RJHI	SABB	SNB
UAE	FERTIGLB	ADNOCDRI	AIRARABI
Qatar	QNB	IQCD	QLMI
Bahrain	ALBH	-	-

Investment Risks

Some of the risks the Fund is exposed to:

- Capital Risk – Investment value and income generated may vary from the initial investment amount.
- Market risk – Due to market volatility.
- Economic Risk—at the government and geographical levels including Political Risk and Regulatory Risk.
- Currency Risk—due to exposure to different markets.
- Political Risk and Sovereign Risk

For more information on investment risks and features refer to the Fund's Articles of Association following the link [here](#).

Market Commentary

According to the General Authority for Statistics (GASTAT) flash estimates, Saudi Arabia's real GDP growth increased 5.4% YoY in Q4 2022, driven by a 6.1% YoY and 6.2% YoY rise in oil and non-oil activities, respectively, whereas GDP growth for FY22 was 8.7%. In January 2023, CPI was 3.4% compared to January 2022, marginally higher than December 2022's inflation rate of 3.3% YoY. Overall merchandise exports grew 1.1% YoY to SAR 108.2BLN in December 2022, mainly led by a 11.1% YoY rise in oil exports. Non-oil exports (including re-exports) surged 24.4% YoY in December 2022. The share of oil exports increased to 79.0% in December 2022 from 71.9% in December 2021. According to S&P Global, Dubai's Purchasing Manager's Index (PMI) fell from 55.2 in December 2022 to 54.5 in January 2023, a 11-month low yet indicating robust growth. In comparison, the UAE's PMI declined to 54.1 in January 2023 from 54.2 in December 2022, slipping to a 12-month low, yet growth in non-oil business conditions remains strong. As per the Planning and Statistics Authority (PSA), Qatar's foreign merchandise trade balance rose to QAR 79.6BLN in Q4 2022 from QAR 71.4BLN in Q4 2021, as exports totalled QAR 113.5BLN (up 13.5% YoY) and imports stood at QAR 33.9BLN (up 18.5% YoY). Qatar's CPI for January 2023 reached 105.40 points, down 2.59% MoM and up 4.20% YoY. According to the National Centre for Statistics and Information, Oman's inflation eased to 1.90% in January 2023 from 1.98% in December 2022, the lowest rate since June 2021. According to the Information & eGovernment Authority, inflation rate in Bahrain stood at 0.80% YoY in January 2023 vis-à-vis 3.60% YoY in December 2022. Consumer prices grew 0.5% MoM in January 2023, following a 0.3% MoM drop in December 2022.

Disclaimer: : This Fact Sheet is prepared for information and marketing purposes only and should not be construed as an invitation to subscribe to units of any investment fund or a recommendation for the purchase or sale of any security or asset. Past performance is no guarantee of future return and it is not indicative of future performance. The value of units may go up or down due to market conditions, economic, political or any other factors. Investors may not recover full or part of the invested amount. It is possible that the assets of the Fund denominated in foreign currencies be exposed to fluctuations in the value of units against the currency of the Fund. The Articles of Association of the Fund is available on www.abk-capital.com. Certain information contained herein are derived from external sources, and while there are no reasons to believe that any of the information is materially inaccurate, such information has not been independently verified and no representation is made with respect to the accuracy or completeness of any of this information. Investors should seek independent advice on the suitability of any particular investment. Opinions and views expressed by ABK Capital, or any of its employees, associates, and website should be solely considered as information and educational content and not as investment advice. ABK Capital, its shareholders, management or associates are not liable for any losses (if any) incur out of investment activities done by the client.