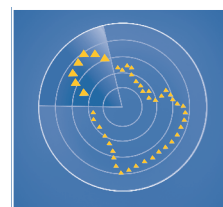


# AL AHLI GULF FUND

## FACT SHEET - JULY 2021



الصندوق  
الأهلي الخليجي  
Al Ahli Gulf Fund

### Fund Objective

To achieve long-term capital appreciation through investing in the shares of companies listed across all GCC exchanges by realizing outstanding investment returns with an acceptable level of investment risk.

### Executive Summary

Fund type:	Open-ended
Subscription /Redemption:	Monthly
Launch date:	August 2003
Management fees:	1.25%
Incentive fees:	10% over 10% Hurdle
Manager:	Ahli Capital Investment Co.
Custodian:	Kuwait Clearing Co.
Minimum Subscription:	1,000 Units
Next dealing date:	30 <sup>th</sup> AUGUST 2021
Last dealing price:	KD 1.1210875 / Unit

### Current Performance Summary

NAV	JULY'21	YTD'21
KD 1.12	+0.68%	+19.93%

### Monthly Performance

Jan'21	Feb'21	Mar'21	Apr'21	May'21	Jun'21
+0.74%	+2.17%	+6.50%	+3.80%	+1.56%	+3.09%
Jul'21	Aug'21	Sep'21	Oct'21	Nov'21	Dec'21
+0.68%					

### Historical Performance

2004	2005	2006	2007	2008	2009	2010
+31.60%	+53.10%	-21.00%	+28.80%	-28.80%	+10.80%	+11.51%
2011	2012	2013	2014	2015	2016	2017
-10.44%	+4.19%	+23.89%	+7.32%	-6.00%	-0.33%	-1.10%
2018	2019	2020	Since Inception			
+13.62%	+14.38%	-4.41%	<b>159.20%</b>			

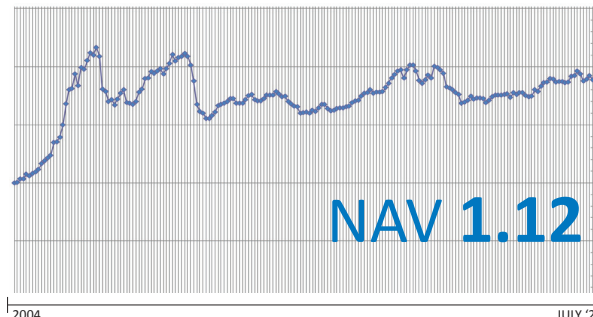
Returns inclusive of dividends / Bonus distributed

### Profits Distributed

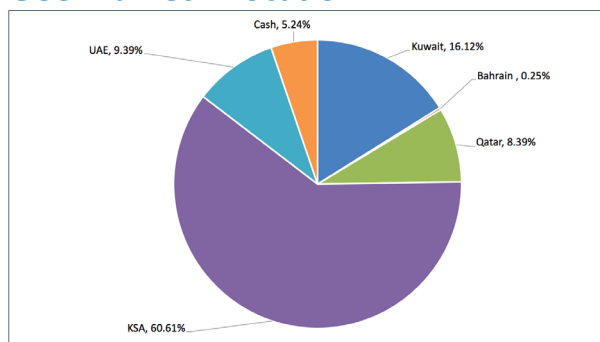
2004	2005		2006	2007	2009	2010
Cash	Cash	Bonus	Cash	Cash	Cash	Cash
KD 0.180	KD 0.222	22.30%	KD 0.050	KD 0.130	KD 0.060	KD 0.070
2012	2013	2014	2018	2019	Since Inception	
Cash	Cash	Cash	Cash	Bonus	Cash	Bonus
KD 0.030	KD 0.030	KD 0.040	KD 0.090	8%	KD 0.902	30.3%

AHLI CAPITAL INVESTMENT CO. K.S.C.C.  
PO Box 1387, Safat 13014, Kuwait  
E: acic\_info@abkuwait.com  
F: +965 2246 6187

### Performance Chart



### GCC Market Allocation



### Country

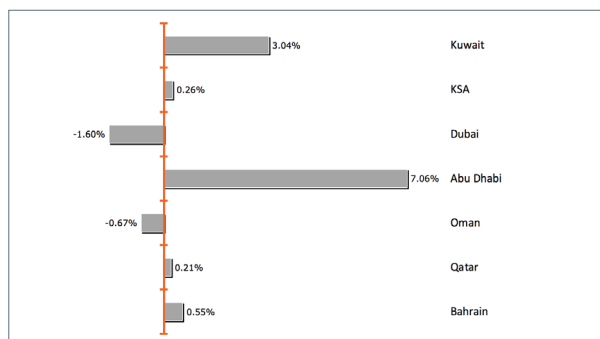
### Manager

Kuwait	Ahli Capital Investment Co.
KSA	Sico
UAE	Sico
Oman	Sico
Qatar	Sico
Bahrain	Sico

### Top 3 Positions / Market

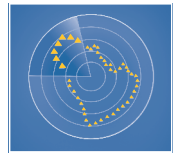
Kuwait	KSA	UAE
KFH	Al Rajhi Bank	Emirates Telecom
NBK	Saudi National Bank	Arab INH. Logistics
Zain	Saudi Telecom	Abu Dhabi Commercial Bank
Oman	Qatar	Bahrain
-	Industries of Qatar	AlAhli United Bank BSC
-	QNB	-
-	QLM life and medical	-

### GCC Market Performance - JULY 21



# AL AHLI GULF FUND

## FACT SHEET



الصندوق  
الأهلي الخليجي  
Al Ahli Gulf Fund

JULY 2021

### Fund Review:

The GCC indices ended July 2021 with a mixture performance. Abu Dhabi's Index recorded the best with a gain of (+7.06%). Dubai's market was the weakest with a loss of (-1.60%).

Al Ahli Gulf Fund recorded a gain of +0.68% MTD. The S&P GCC Composite Price Index as of the NAV date was +1.18% MTD and 23.79% YTD. Al Ahli Gulf Fund gain since inception stood at 159.20%. The NAV of the fund was KD 1.1210875 on 30<sup>th</sup> July 2021.

### Market Review:

According to the General Authority for Statistics (GASTAT), Saudi Arabia's GDP growth reduced by 3.0% YoY in Q1 2021. Annual consumer price inflation increased by 6.2% YoY in June 2021, mainly due to a 22.6% rise in prices of transportation, followed by an 8.1% surge in prices of food and beverages. Saudi Arabia's Crown Prince Mohammed bin Salman plans to invest SAR550.0bn (USD147.0bn) in the transport and logistics sector over the next nine years to turn the kingdom into a global aviation hub. The UAE's 2021 expected economic growth of 2.3% will remain unchanged, as per the quarterly Reuters survey. However, the country's economy is forecast to grow by 4.2% in 2022 and 3.4% in 2023 to revise up 60 basis points (bps) and 10 bps, respectively. The total value of the UAE banks' assets inched up 0.5% to AED3.180tn in May 2021 as against AED3.165tn in May 2020, as per the Central Bank of the UAE (CBUAE). Qatar's annual inflation increased by 1.98% YoY in June 2021, primarily due to the price rise in the transport sector (highest at 9.38% YoY) and in the recreation and culture sector (up 6.71% YoY). Qatar's foreign merchandise trade balance was in surplus by QAR17.1bn in June 2021, as exports

totalled QAR25.4bn (up 99.3% YoY) and imports totalled QAR8.3bn (up 21.1% YoY). According to the Information & e-Government Authority, Bahrain's inflation fell by 0.3% YoY in May 2021 compared with a 0.1% YoY decline in April 2021. Prices in the cloth and footwear sector decreased the most at 3.1% YoY. As per the National Centre for Statistics and Information (NCSI), Oman's inflation increased by 1.25% in June 2021 compared with same month in 2020.

### Disclaimer:

This document is prepared for general circulation and is circulated for general information only. This document is not an invitation to subscribe to units of any investment fund or program therein. Past performance is not a guide to future returns. All the information contained in this document is believed to be reliable but may be inaccurate or incomplete. A full explanation of the characteristics of the investment is given in the prospectus. Any opinions stated are honestly held but are not guaranteed. The forecasts and material contained herein are for illustrative purposes only and are not to be relied upon as advice or interpreted as a recommendation. This document is meant for financial promotion and does not provide you with all the facts you need to make an informed decision about investing and hence is not intended to constitute investment advice. The information provided should not be considered as a recommendation or solicitation to purchase, sell or hold these securities. It should also not be assumed that any investment in these securities was or will be, profitable. The use of any information set out in this document is entirely at the recipient's own risk. Prospective investors are advised to seek independent professional advice to understand all attendant risks attached to investments in the Fund.

AHLI CAPITAL INVESTMENT CO. K.S.C.C.  
PO Box 1387, Safat 13014, Kuwait  
E: acic\_info@abkuwait.com  
F: +965 2246 6187

ahli-capital.com

1 832 832

